

SET 1

Side by Side

Ain't She Sweet

She'll Be Comin Round the Mountain

Tonite You Belong to Me

Unicorn Song (in G Major)

You're Sixteen

Rainbow Connection

This Land I'd Your Land

Extras

When You're Smiling
When I Grow Too Old to
Dream

SET 2

This Little Light

Country Roads (in C Major)

Ukulele Lady

What a Day for a Daydream

Lion Sleeps Tonite

Red River Valley

Blue Skies

What a Wonderful World



SET 3

Chapel of Love

Octopus Garden

Greensleeves

Maxwell's Silver Hammer

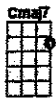
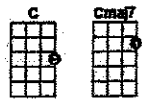
What a Wonderful World (Sam Cooke)

Jambalaya (in F Major)

Hello Dolly

America the Beautiful

When You're Smiling



0 3 2nd fret 4 C 0 3 2 Cmaj7

When you're smilin', when you're smilin'

C6 A7 Dm

The whole world smiles with you

Dm-alt Dm6-alt

When you're laughin', when you're laughin'

G Gaug C

The sun comes shinin' through

Gm7 C7 F

But when you're cryin', you bring on the rain

Daug D7 G Gaug

So stop your sighin', be happy again

C Bb A7

Keep on smilin', 'cause when you're smilin'

Dm G7 C 1 3 4

The whole world smiles with you

Turnaround:

C Dbdim Dm G7

(each chord gets two beats)(the 'aint she sweet' sequence)

G7 C Cmaj7
When you're smilin', when you're smilin'

C6 A7 Dm

The whole world smiles with you

Dm-alt Dm6-alt

When you're laughin', when you're laughin'

G Gaug C

That sun comes shinin' through

Gm7 C7 F

But when you're cryin', you bring on the rain

Daug D7 G Gaug

So stop your sighin', be happy again

C Bb A7

Keep on smilin', 'cause when you're smilin'

Dm G7

The whole world smiles,

Dm G7

the whole world smiles,

Dm G7 C

the whole World smiles with you

(final sequence)

C-x Dm-x B-x C-x2 C-x12

alt—harmonic on 12th fret

(Closing chords with ending harmonic)

In the closing sequence, each chord gets two beats

except the final chord, which is the C6 harmonic.

This chord is played by touching but not pressing down

on the four strings. A very light touch is needed to

get the harmonic. It takes practice!

A 304

120

Intro

C G7 C side by side Side By Side

Banjo



1

By HARRY WOODS

Moderately

1 C F Fm C 4

mp Oh! we ain't got a bar-rel of mon - ey, May - be we re rag - ged and

F C 1 F C A7 D7 G7 2

fun - ny, But we'll tra - vel a - long, — Sing - ing a song, — Sidy By

C F Fm C 4 2

Side. Don't know what's com - in' to - mor - row, May - be it's trou - ble and

F C 1 F C A7 D7 G7 2

sor row, But we'll trav - el the road, — Shar - in' our load, — Side By

C E7 1 A7 5

Side. Thru all kinds of wea - ther, What if the sky should

D7 G7 C#dim.

fall? Just as long as we're to geth - er, It does - n't mat - ter at

G7 C F Fm C 4 2

all. When they've all had their quar - rels and part ed, We'll be the same as we

F C F C A7 D7 G7 C

start - ed, Just trav'lin' a long, — Sing - in' a song, — Side By Side.


7 5 C

1-2-1-2
open # Before
4th string

Ain't She Sweet?

by Milton Ager and Jack Yellen (1927)

FEB 2014



Chord diagrams for: C, C#dim7, Dm, G7, E7, A7, A7+5, Am, Fm, D7

Intro: (last two lines of verse): C, E7, A7, A7+5, D7, G7, C, G7

1

Verse: C C#dim Dm G7 C C#dim Dm G7
 Ain't she sweet? See her comin' down the street.
 C E7 A7 A7+5
 Now I ask you very con-fi-den-tial-ly,
 D7 G7 C G7
 Ain't she sweet?

2 half 4 quarter

2

C C#dim Dm G7 C C#dim Dm G7
 Ain't she nice? Look her over once or twice
 C E7 A7 A7+5
 Now I ask you very con-fi-den-tial-ly,
 D7 G7 C
 Ain't she nice?

4x: ALTERNATE F/Dm = HOLD F, ADD 3rd string fret 2

3

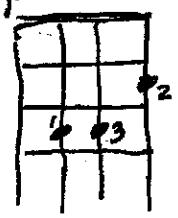
Bridge: ~~Fm~~ C ← 4x: ALTERNATE C/Am = HOLD C ADD 4th string fret 2
 Just cast an eye in her di-rec-tion
 (Fm/Dm) x4 Dm G7
 Oh, me, oh, my Ain't that perfec-tion?

G G+ ← 2 G's
G+ G+ G+ G+ ← 4 G+

4

C C#dim Dm G7 C C#dim Dm G7
 I re-peat, Don't you think that's kind of neat?
 C E7 A7 A7+5
 Now I ask you very con-fi-den-tial-ly,
 D7 G7 C
 Ain't she sweet?

Augmented = G+



5

Instrumental with kazoo: same as verse chords

6

Bridge < Just cast an eye... like above >
Oh me oh my ...

one way: just slide index finger from fret 2 (G) to fret 3 (G+)

7

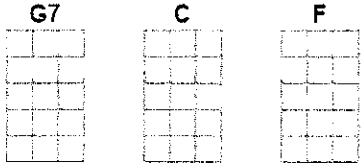
C C#dim Dm G7 C C#dim Dm G7
 I re-peat, Don't you think that's kind of neat?
 C E7 A7 A7+5
 Now I ask you very con-fi-den-tial-ly,
 D7 G7 C
 Ain't she sweet?

1=index
2=middle
3=ring
4=pinkie

Ending: C E7 A7 A7+5
 Now I ask you very con-fi-den-tial-ly,
 D7.... G7.... C.... G7/C/
 Ain't she sweet?

00 She'll Be Coming Round the Mountain

traditional - BEATS on CAPS below 4 to each line



Chorus

She'll be COMing 'round the MOUNtain when she COMes (when she COMes)
She'll be COMing 'round the MOUNtain when she COMes (when she COMes)
She'll be COMing 'round the MOUNtain, she'll be COMing 'round the MOUNtain
She'll be COMing 'round the MOUNtain when she COMes (when she COMes).

verse1

She'll be DRIVING six white HORses when she COMes (when she COMes)

verse2

We--'ll ALL go out to MEET her when she COMes (when she COMes)

verse3

We--'ll KILL the old red ROOster when she COMes (when she COMes)

verse4

She will BRING us to the PORTals when she COMes (when she COMes)

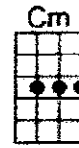
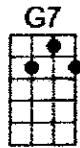
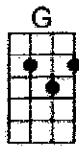
verse5

We--'ll ALL sing halleLUjah when she COMes (when she COMes)

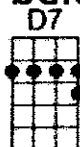
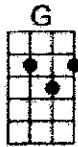
verse6==chorus -do twice

She'll be COMing 'round the MOUNtain when she COMes (when she COMes)


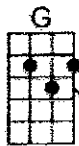
Tonight You Belong To Me



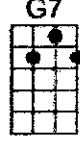
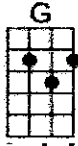
I know (I know) you belong to somebody new



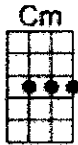
But tonight you belong to me.




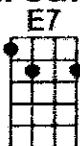
Although (although) we're apart, you're part of my heart



And tonight you belong to me.



Way down by the stream, how sweet it will seem



G

Once more just to dream in the moonlight...my honey,

G

G7

C

Cm

I know (I know) with the dawn that you will be gone,

G

D

G

But tonight you belong to me.

D7

G

Just to little old me.

{G}A long time ago, when the [am] Earth was green
 There was [D]more kinds of animals than [G]you've ever seen
 They'd run around free while the [Am] world was being born
 And the [G]loveliest of all was the [D] un-i-[G]corn,...[D]
 [G]There were green alligators and [Am] long-necked geese
 [D]humpty backed camels and some [G]chimpanzees
 cats and rats and elephants, but {am}sure as you're born
 [G]And the loveliest of all was the [D]un-i-[G]corn

But the Lord seen some sinning and it [am]caused Him pain
 And He [d] said, "Stand back, I'm going to [g] make it rain"
 He says, "Hey Brother Noah, I'll [am] tell you what to do
 Why don't you [g][Build me a [d]floating [g]zoo, and [d]get some of them

[G]There were green alligators and [Am] long-necked geese
 [D]humpty backed camels and some [G]chimpanzees
 cats and rats and elephants, but {am}sure as you're born
 [G]But don't you forget my [D]un-i-[G]corns

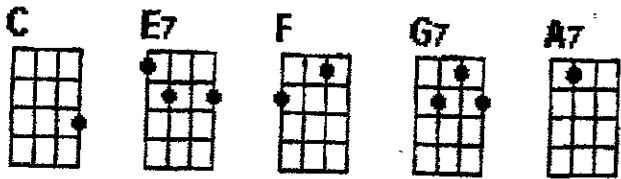
[g] Now, Noah was there to[am] answer the callin
 And he [d] finished the ark just as the [g] rain started falling
 He marched the animals [am] two by two;
 And he [G] sang out as they [D] went [G] through, [D]Hey Lord,

[G]I got your green alligators and [Am] long-necked geese
 [D]humpty backed camels and some [G]chimpanzees
 cats and rats and elephants, but {am}sure as you're born
 [G]I just don't see no [D]un-i-[G]corns

And Noah looked out, through the [am] driving rain
 Them [d] unicorns were hiding, [G] playing silly games
 Kicking and splashing while the [am]rain was pouring,
 [G] Oh, those foolish [d]un-i- [G]corns

Then ark started moving, it [am] drifted with the tide
 The [d] unicorns looked up from the [g]rocks and they cried
 And the waters came up (slow down) and sort of [am]floated them away
 That's [g] why you never see unicorns to this [d] very day

[G]But you'll see green alligators and [Am] long-necked geese
 [D]humpty backed camels and some [G]chimpanzees
 cats and rats and elephants, but {am}sure as you're born
 [G]And the loveliest of all was the [D]un-i-[G]corn



Basso

Verse: 1 (6)

INTRO - STRUM ON

C chord
1-2-3-4
pick-up
↑ ↓
YOU COME

You're Sixteen

(Bobby and Dick Sherman; later performed by Ringo Starr.)

2
Bridge
3
K220
Bridge
3
outro

(You're 16, you're beautiful and you're mine)

1
C E7
You come on like a dream, peaches and cream,
F C
Lips like strawberry wine.
D7 G7 C G7
You're sixteen, you're beautiful, and you're mine.

echo: mine mine

2
C E7
You're all ribbons and curls, ooh, what a girl,
F C
eyes that sparkle and shine.
D7 G7 C
You're sixteen, you're beautiful, and you're mine.

echo: mine o mine mine mine

Bridge:

E7
You're my baby, you're my pet
A7
We fell in love on the night we met.
D7
You touched my hand, my heart went pop.
G7 ↓ ↓ ↓ ↓
And ooh, when we kissed, we could not stop.

3
C E7
You walked out of my dreams, and into my heart,
F C
now you're my angle divine.
D7 G7 C
You're sixteen, you're beautiful, and you're mine.

ooh wah wah ooh wah wah

Intro to Rainbow Connection:

First version might be easier to pick but you have to jump from 4th string to 1st string:

1st A-----7---7-----8-

2nd E-----

3rd C--0-----0-----

4th G---0---0---0---2---


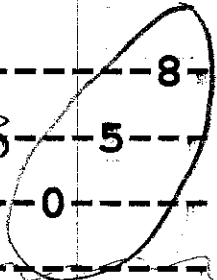
Second version makes you stretch, but sliding allows you to get to the last notes without lifting and switching strings. Work on that pinkie!

1 A-----7---7-----8-

2 E---3---3---3---5---

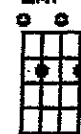
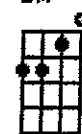
3 C--0-----0-----

4 G-----



200
 11/12/21
 2008
 10/11/21
 open

LOW G



Rainbow Connection

strum on Beat



G7

Intro
C Am dm G7
☆

1

[C] Why are there [Am] so many [F] songs about [G7] rainbows

[G] and what's [Am] on the [F] other [G7] side

[C] Rainbows are [Am] visions, but [F] only il-[G7] lusions

and [C] rainbows have [Am] nothing to [F] hide [G7]



FM7 (or amin) !!!

[Fm] So we've been told and some choose to believe it

[Em7] I know they're wrong, wait and see (G7 E7 A7 dm)

2

[CHORUS]: strum | STRUM-on Beat

[Dm] Someday we'll [G7] find it, the [C] rainbow con-[Am]nection

[Dm] The lovers, the [G7] dreamers, and [C] me 2.3

v.2

[C] Who said that [Am] every wish would [F] be heard and [G7] answered

When [C] wished on the [Am] morning [F] star [G7]?

[C] Somebody [Am] thought of that and [F] someone [G7] believed it

[C] Look what it's [Am] done, so [F] far [G7]

FM7 (or amin)

[Fm] What's so amazing that keeps us star gazing,

[Em7] and what do you think we might see ?

B

[CHORUS]:

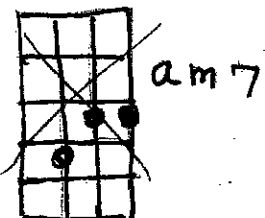
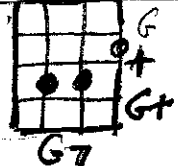
[Dm] Someday we'll [G7] find it, the [C] rainbow con-[Am]nection

[Dm] The lovers, the [G7] dreamers, and [C] me 2.3 SLIDE 1st finger

3

[G7] All of us under its [C] spell.

We [F] know that its [C] probably [G] ma[G+]gic

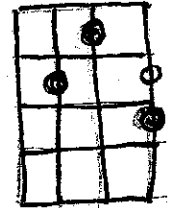


Have you been half asleep and have you heard voices?

I've heard them calling my name

Is this the sweet sound that called the young sailors.

The voice might be one and the same



Gsus7
nice!

[Fm7] I've heard it too many times to ignore it

[Em7] It's something that I'm supposed to be

[Dm] Someday we'll [G7] find it, the [C] rainbow con-[Am]nection

[Dm] The lovers, the [G7] dreamers, and [C] me 2)

[G] La da da. [Am] de da da. [C] do la
[F] La da da. [Gsus7] da. [G] De/da [C] do !

From: Susan Barrett sbpiano@comcast.net
Subject: This Land is Your Land
Date: October 23, 2014, 11:19 AM
To: sbpiano@comcast.net

Intro All ready on C chord
leader C STRING 1-2-3 - the lead
pluck → →

(C) This land is (F) your land . This land is (C) my land.
From Cali (G7)ornia to the New York (C) island.
From the red wood (F) forest to the Gulf Stream (C) waters
(G7) This land was made for you and (C) Me....

E7 a

(C) As I was (F) walking that ribbon of (C) highway,
I saw ((G7) above me that endless (C) skyway
I saw be-(F) low me that golden (C) valley
(G7) This land was made for you and (C) me.

E7 am

(C) We Love this (F) Market...This Farmer's (C) Market.
And all the (G7) produce that's grown or-(C) ganic..
We love the (F) crafts here. And all the (C) baked goods.
(G7) This Market's here for you and (C) Me..

E7 am

(C) Thanksgiving's (F) coming....and then it's (C) Christmas ..
Oh you can (G7) shop here..and fill your (C) Wish List.
We love this (F) Market... This Farmer's (C) Market...
(G7) This Market's here for you and (C) Me ..

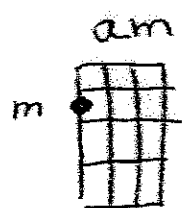
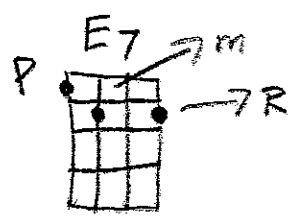
E7 am

Sent from my iPad

C F

THIS LITTLE LIGHT

Harry Dixon Loes (circa 1920)



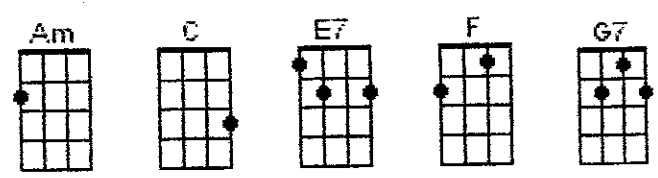
[C] / [G7] / [C] / [C] /

[C] This little light of mine, I'm gonna let it shine
[F] This little light of mine, I'm gonna let it [C] shine
[C] This little light of mine, [E7] I'm gonna let it [Am] shine
Let it [C] shine, let it [G7] shine, let it [C] shine [C]

[C] Hide it under a bushel? **No!** I'm gonna let it shine
[F] Hide it under a bushel? **No!** I'm gonna let it [C] shine
[C] Hide it under a bushel? **No!** [E7] I'm gonna let it [Am] shine
Let it [C] shine, let it [G7] shine, let it [C] shine [C]

[C] Don't let anybody whoosh it out! I'm gonna let it shine
[F] Don't let anybody whoosh it out! I'm gonna let it [C] shine
[C] Don't let anybody whoosh it out! [E7] I'm gonna let it [Am] shine
Let it [C] shine, let it [G7] shine, let it [C] shine [C]

[C] This little light of mine, I'm gonna let it shine
[F] This little light of mine, I'm gonna let it [C] shine
[C] This little light of mine, [E7] I'm gonna let it [Am] shine
Let it [C] shine, let it [G7] shine, let it [C] shine [C] ↓ [G7] ↓ [C] ↓



Country Roads

{C} Almost heaven, {Am} West Virginia, —
 {G} Blue Ridge Mountains, {F} Shenandoah {C} River 23 4.5
 {C} Life is old there {Am} Older than the trees
 {G} Younger than the mountains {F} blowing like a {C} breeze

**{C} COUNTRY ROADS, TAKE ME {G} HOME TO THE {Am} PLACE,
 I {F} BELONG , WEST VIR--{C}GINIA, MOUNTAIN {G }MOMMA,
 TAKE ME {F} HOME, COUNTRY {C} ROADS.**

{C} All my memories {Am} gathered round her, —
 {G} Miner's lady {F} stranger to blue {C} water
 Dark and Dusty, { Am} Painted on the sky,
 {G} Misty taste of moonshine, {F} Tear drop in my {C} eye

**{C} COUNTRY ROADS, TAKE ME {G} HOME TO THE {Am} PLACE,
 I {F} BELONG , WEST VIR--{C}GINIA, MOUNTAIN {G }MOMMA,
 TAKE ME {F} HOME, COUNTRY {C} ROADS.**

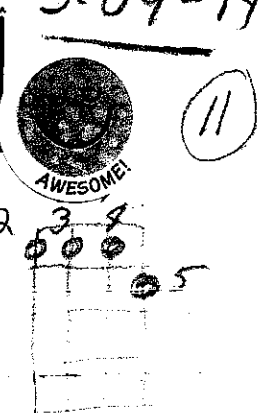
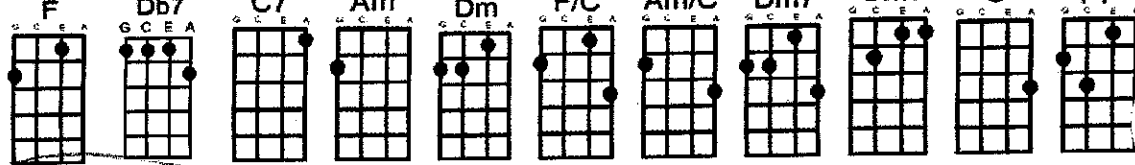
{Am} I hear her {G }voice in the { C}morning hour she calls me
 The { F} radio re {C} minds me of my {G } home far away
 And {Am} driving down the {G } road I get a {F}feeling that I should have been home,
 {G}Yesterday, {G7}Yesterday

**{C} COUNTRY ROADS, TAKE ME {G} HOME TO THE {Am} PLACE,
 I {F} BELONG , WEST VIR--{C}GINIA, MOUNTAIN {G }MOMMA,
 TAKE ME {F} home, country {C} roads**

TAKE ME {G} home, country {C} roads

TAKE ME {G} home, Down country {C} roads





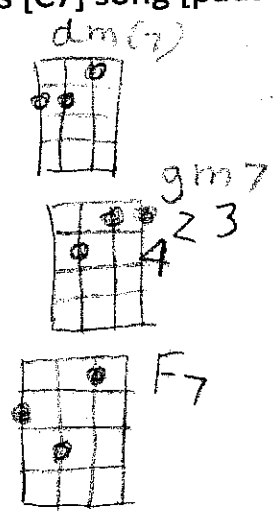
Richard G's Ukulele Songbook www.scorpex.net/uke.htm

~~Intro F, FM7, Am, F~~

Ukulele Lady ^{1st note C?} **Richard Whiting and Gus Kahn**

[F] I saw the splendor of the moonlight on Hono[Db7]lu[C7]lu [F] Bay
 [F] There's something tender in the moonlight on Hono[Db7]lu[C7]lu [F] Bay
 [Dm] And all the beaches are filled with peaches
 Who [Am] bring their ukes a[F]long
 And in the glimmer of the moonlight they love to [Db7] sing this [C7] song [pause]

1:
 If [F/C] you [Am/C] like [Dm7] Ukulele [F/C] Lady
 [F/C] Ukulele [Am/C] Lady like a'[Dm7] you [F/C]
 If [Gm7] you [C7] like to [Gm7] linger where it's [C7] shady
 [Gm7] Ukulele [C7] Lady linger [F] too
 If [F/C] you [Am/C] kiss [Dm7] Ukulele [F/C] Lady
 [F/C] While you promise [Am/C] ever to be [Dm7] true [F/C]
 And [Gm7] she [C7] sees a[Gm7]nother Uku[C7]lele
 [Gm7] Lady foolin' [C7] 'round with [F] you [F7]



2: ^{Bill}
 [Bb] Maybe she'll sigh (an awful lot) [F] maybe she'll cry (and maybe not)
 [G7] Maybe she'll find somebody [C] else by and by [C7]
 To [F/C] sing to [Am/C] when it's [Dm7] cool and [F/C] shady
 [F/C] Where the tricky [Am/C] wicky wacky [Dm7] woo [F/C]
 If [Gm7] you [C7] like [Gm7] Ukulele [C7] Lady
 [Gm7] Ukulele [C7] Lady like a'[F]you) *End*

[F] She used to sing to me by moonlight on Hono[Db7]lu[C7]lu [F] Bay
 [F] Fond memories cling to me by moonlight although I'm [Db7] fa[C7]r a[F]way
 [Dm] Some day I'm going, where eyes are glowing and [Am] lips are made to [F] kiss
 [F] To see somebody in the moonlight and hear the [Db7] song I [C7] miss [pause]

Roll
2
Repeat
End

slow
dot
F

Repeat 1.
 Repeat 2.

to finish

Piel Intro - #1, D7, G7 (C play)

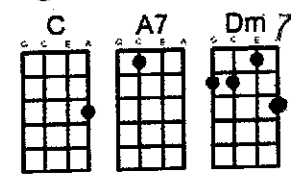


12

What a Day for a Daydream Lovin' Spoonful

Hear this song at: <http://www.youtube.com/watch?v=0uagUITM43E&feature=related> in this key

From: Richard G's Ukulele Songbook www.scorpexuke.com



[C] What a day for a [A7] daydream
[Dm] What a day for a [G7] day dreamin' boy
[C] And I'm lost in a [A7] daydream
[Dm] Dreaming 'bout my [G7] bundle of joy

fast
[F] And even if [D7] time ain't really [C] on my [A7] side
[F] It's one of those [D7] days for taking a [C] walk out [A7] side
[F] I'm blowing the [D7] day to take a [C] walk in the [A7] sun
G7 [D7] And fall on my face on somebody's [G7] new-mown lawn

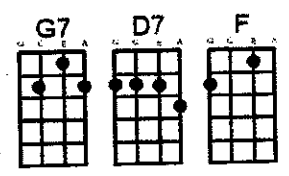
[C] I've been having a [A7] sweet dream
[Dm] I've been dreaming since I [G7] woke up today
[C] It starred me and my [A7] sweet thing
[Dm] Cause she's the one makes me [G7] feel this way

[F] And even if [D7] time is passing me [C] by a [A7] lot
[F] I couldn't care [D7] less about the [C] dues you say I [A7] got
[F] Tomorrow I'll [D7] pay the dues for [C] dropping my [A7] love
G7 [D7] A pie in the face for being a [G7] sleepin' bull doag

whoo
Whistle: [C] [A7] [Dm] [G7] [C] [A7] [Dm] [G7] *What a Day*

[F] And you can be [D7] sure that if you're [C] feeling [A7] right
[F] A daydream will [D7] last along [C] into the [A7] night
[F] Tomorrow at [D7] breakfast you may [C] prick up your [A7] ears
[D7] Or you may be daydreaming for a [G7] thousand years

[C] What a day for a [A7] daydream
[Dm] Custom made for a [G7] daydreamin' boy
[C] And I'm lost in a [A7] daydream
[Dm] Dreaming 'bout my [G7] bundle of joy



Whistle outro: "And even if time" *(End? F, G7, C)*

[F] [D7] [C] [A7] | [F] [D7] [C] [A7] | [F] [D7] [C] [A7] | [D7] [G7] [C]
1 1 0 0 1 1 1 0 0 1 1 1 0 1 0
→ 0 0 1 0


The Lion Sleeps Tonight for Ukulele Key: C Level 4 (F chord)

13

*Starting note : C (2nd string open)

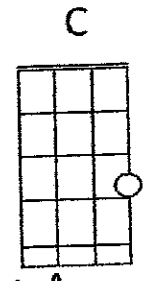
Intro: Regular

C* F C G7
 Dee deede dee dee, dee dee-dee dee, de-wee-um, um, a-weh
 (C) F C G7
 Dee deede dee dee, dee dee-dee dee, de-wee-um, um, a-weh



Bridge: Flourish

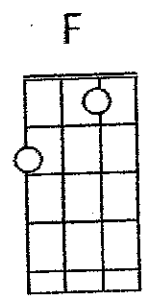
(C) F C G7
 A-wim-a-weh A-wim-a-weh A-wim-a-weh A-wim-a-weh
 C G7
 A-wim-a-weh A-wim-a-weh A-wim-a-weh A-wim-a-weh
 C F
 A-wim-a-weh A-wim-a-weh A-wim-a-weh A-wim-a-weh
 C G7
 A-wim-a-weh A-wim-a-weh A-wim-a-weh--



*Starting note: ^

Verse 1: Quiet - single strum

C F C G7
 In the jun-gle, the migh-ty jun-gle, The li-on sleeps to-night;
 C F C G7
 In the jungle, the mighty jungle, The li-on sleeps to-night



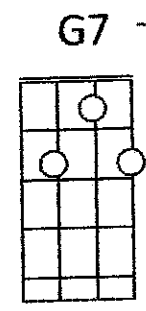
Chorus: Go For It!

C F C G7
 We-eee - ee-ee-ee- ee um, um, a-weh-
 C F C G7
 We-eee - ee-ee-ee- ee um, um, a-weh-

- 1. Loud
- 2. Crazy
- 3. Very loud

Verse 2:

C F C G7
 Near the vil-lage, the qui-et vil-lage, The li-on sleeps to-night
 C F C G7
 Near the vil-lage, the qui-et vil-lage, The li-on sleeps to-night



repeat **Chorus**.

Verse 3:

C F C G7
 Hush my dar-ling, don't fear my dar-ling, The li-on sleeps to-night
 C F C G7
 Hush my dar-ling, don't fear my dar-ling, The li-on sleeps to-night

repeat **Chorus**; then:

C F C G7
 1. We-eee - ee-ee-ee- ee um, um, a-weh (fade)

2. Shaking alone ↓ End

Strum Pattern:
 a-ONE-a two,
 a-ONE-a two,
 etc...

Broken chords

*


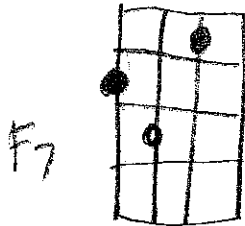
Red River Valley

From this valley they say you are going, I will miss your
 bright eyes & sweet smile for they say your are taking
 the sunshine that has brightened our pathway a while

CHORUS: Come & sit by my side if you love me do not hasten to
 bid me adieu just remember the Red River Valley and the
 home-boy that loved you so true

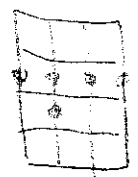
For a long time my dear I've been waiting for those
 words that you never would say but a last all my fond
 hopes have vanished for they say you are going away

CHORUS Won't you think of this valley your leaving and how
 lonely and sad it will be and think of the heart that
 you are breaking and the grief that you are causing me



The Cowboy Spirit

The heroes of dime-store novels and Buffalo Bill Cody's Wild West shows, and immortalized in movie westerns (John Wayne, anyone?), cowboys embody the independence and individualism Americans value.



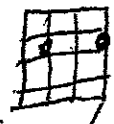
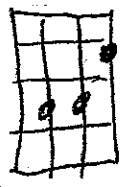
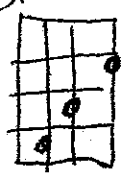
110
D met

Intro - Em - STRUM CHORDS
1-2-3-4

lines 1-4 Instrumental
Start over song

play instrumental, first

BLUE SKIES



Blue Skies, smiling at me

C6

D6

G

B7

Nothing but blue skies do I see

Em

Em/D#

Em7/D

Em6/C#

Boats

Blue birds singin' a song

C6

D6

G

Nothing but blue skies from now on

G

Cm

G

I never saw the sun shinin' so bright

Cm

G

D7

G

Never saw things goin so right

G

Cm

G

B7

Noticing the days hurryin' by

Cm

G

D7

G

or B7

When you're in love, my how they fly by

Em

Em7/D#

Em7/D

Em6/C#

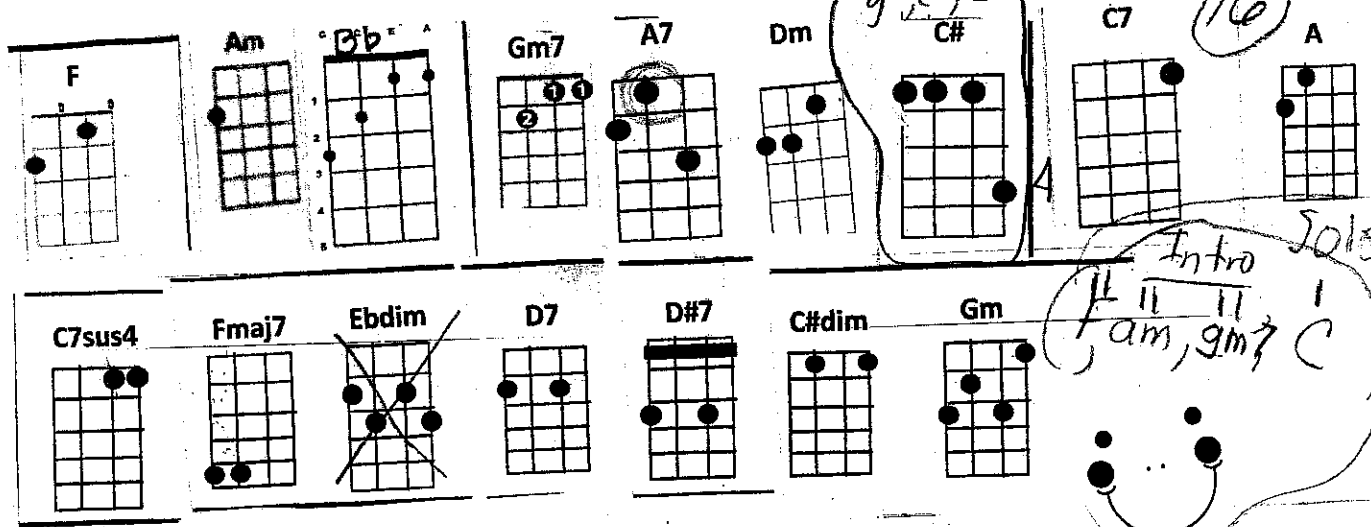
Blue days, all of them gone

C6

D6

G

Nothing but blue skies from now on



Intro Solo
 11 11 11 1
 F, am, gm7, C

"What A Wonderful World"

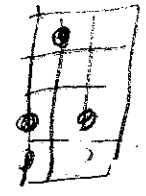
Louis Armstrong

<http://www.youtube.com/watch?v=2nGKqH26xlg>

C7
 F Am Bb Am
 I see trees of green, red roses too.
 Gm7 F A7 Dm
 I see them bloom, for me and you.
 C# Gm7 C7 F A Bb C7
 And I think to myself, what a wonderful world.



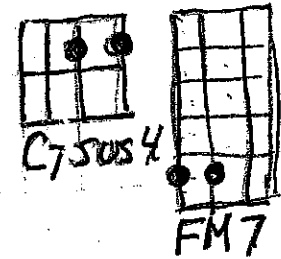
F Am Bb Am
 I see skies of blue, and clouds of white.
 Gm7 F A7 Dm
 The bright blessed day, the dark sacred night.



C# Gm7 C7 F Gm7 Bb F
 And I think to myself, what a wonderful world.

C7sus4 C7 Am(or Fmaj7)

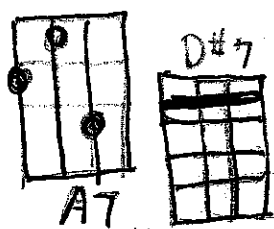
The colors of the rainbow, so pretty in the sky.



C7sus4 C7 Am(or Fmaj7)
 Are also on the faces, of people going by,

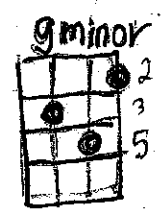
Dm Am Dm Dm Am
 I see friends shaking hands, saying, "How do you do?"

Dm D7(or Ebdim) Gm7 C7
 They're really saying, "I love you".



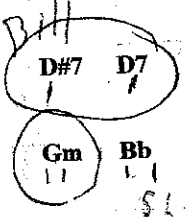
F Am Bb Am
 I hear babies cry, I watch them grow,

Gm7 F A7 A7 Dm
 They'll learn much more, than I'll ever know.



C# Gm7 C7 F
 And I think to myself, what a wonderful world.

Gm7 C#dim F
 Yes, I think to myself, what a wonderful world.



Gm Bb Fmaj7
 Oh yeah.

ff
 g minor
 Bb
 F

SLIDE

Chapel Of Love Dixie Cups

CHORUS:

C
 Goin' to the chapel and we're gonna get married
 Dm G Dm G
 Goin' to the chapel and we're gonna get married
 C
 Gee I really love you and we're gonna get married
 Dm G C
 Goin' to the Chapel of Love

C
 Spring is here, (oh oh oh) the sky is blue (oh oh oh)
 Dm G Dm G
 Birds all sing as if they knew
 C
 Today's the day we'll say I do
 Dm G7 C
 And we'll never be lonely any more

Because we're...

CHORUS

C
 Bells will ring, (oh oh oh) the sun will shine (oh oh oh)
 Dm G Dm G
 I'll be his and he'll be mine
 C
 We'll love until the end of time
 Dm G7 C
 And we'll never be lonely anymore

Because we're...

CHORUS

Octopus's Garden

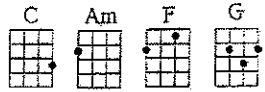
Words and Music by RICHARD STARKEY

FIRST NOTE



Moderately bright

Repeat



Musical staff with treble clef, key signature of one flat, and 4/4 time signature. Chords C and Am are indicated above the staff. The melody consists of eighth and quarter notes.

I'd like to be un - der the sea in an
We would be warm, be - low the storm in our

Musical staff with treble clef. Chords F and G are indicated above the staff. The melody continues with eighth and quarter notes.

oct - o - pus - 's gar - den in the shade.
lit - tle hide - a - way be - neath the waves.

Musical staff with treble clef. Chords C, Am, and F are indicated above the staff. The melody continues with eighth and quarter notes.

He'd let us in knows where we've been in his oct - o - pus - 's gar -
Rest - ing our head on the sea - bed in an oct - o - pus - 's gar -

Musical staff with treble clef. Chords G and Am are indicated above the staff. The melody continues with eighth and quarter notes.

- den in the shade. I'd ask my friends to
- den near a cave. We would sing and

Musical staff with treble clef. Chord F is indicated above the staff. The melody continues with eighth and quarter notes.

come and see an oct - o - pus - 's
dance a - round, be - cause we know we

Musical staff with treble clef. Chords G and C are indicated above the staff. A handwritten box with the word "STOP" is drawn over the staff between the G and C chord sections.

gar - den with me. I'd like to be
can't be found.

Musical staff with treble clef. Chords Am, F, and G are indicated above the staff. The melody continues with eighth and quarter notes.

un - der the sea in an oct - o - pus - 's gar - den in the shade.

Musical staff with treble clef. Chords C and Am are indicated above the staff. The melody continues with eighth and quarter notes.

3 We would shout and swim a . . . bo

Musical staff with treble clef. Chords F and G are indicated above the staff. The melody continues with eighth and quarter notes.

the cor - al that lies be - neath the waves.

C () Am F

Oh, what joy— for ev-'ry girl and boy— know-ing— they're

G Am

hap-py and they're safe. We would be so hap-py— you and me,—

F G C

no one there to tell us what to do. I'd like to be—

Am F G 1. Am

-der the sea— in an oct-o-pus's gar-den with you.— in an

2. Am F G C F C

In an oct-o-pus's gar-den with you.



Green sleeves

am G F

Handwritten musical notation for the first system, bass clef. It shows a melody line with notes and a guitar fretboard diagram below it. The fretboard diagram includes a "slide 2" annotation over the first measure.

E am G

Handwritten musical notation for the second system, treble clef. It shows a melody line with notes and a guitar fretboard diagram for the E chord. The fretboard diagram shows the standard E major chord shape.

F 2 3 E 2 3 am C G

Handwritten musical notation for the third system, bass clef. It shows a melody line with notes and a guitar fretboard diagram below it. The fretboard diagram includes a "slide" annotation over the last measure.

F E C

Handwritten musical notation for the fourth system, treble clef. It shows a melody line with notes and a guitar fretboard diagram below it.

G F 2 3 E 2 3 am

Handwritten musical notation for the fifth system, bass clef. It shows a melody line with notes and a guitar fretboard diagram below it. The fretboard diagram shows three different chord shapes.

LOW G

20

INTRO ON E STRING

Maxwell's Silver Hammer Beatles 9 chords

Hear this song at: http://www.youtube.com/watch?v=HzsL99008_s

From: Richard G's Ukulele Songbook www.scorpex.net/uke.htm

[C] Joan was quizzical [A7] studied pataphysical [Dm] science in the home
[G7] Late nights all alone with a test tube [C] oh oh oh [G7] oh
[C] Maxwell Edison [A7] majoring in medicine [Dm] calls her on the phone
[G7] Can I take you out to the pictures [C] Jo-o-o-o[G7]an
But [D7] as she's getting ready to go a [G7] knock comes on the door

[C] Bang Bang Maxwell's silver hammer came [D7] down upon her head
[G7] Bang bang Maxwell's silver hammer
Made [Dm] sure that [G7] she was [C] dead [G7] [C]

[C] [E7] [Am] [C7] [F] [C] [G7] [C]

play with single STROKE
CHOP! CHOP!

[C] Back in school again [A7] Maxwell plays the fool again
[Dm] Teacher gets annoyed

[G7] Wishing to avoid an unpleasant [C] sce e e [G7] ene
[C] She tells Max to stay [A7] when the class has gone away
[Dm] So he waits behind [G7] writing fifty times I must not be [C] so o o [G7] o
But [D7] when she turns her back on the boy he [G7] creeps up from behind

[C] Bang Bang Maxwell's silver hammer came [D7] down upon her head
[G7] Bang bang Maxwell's silver hammer
Made [Dm] sure that [G7] she was dead

[C] [D7] [G7] [Dm] [G7] [C] [G7] [C] [C] [E7] [Am] [C7] [F] [C] [G7] [C]

CHOP! CHOP!

[C] P.C. Thirtyone [A7] said we caught a dirty one [Dm] Maxwell stands alone
[G7] Painting testimonial pictures [C] oh oh oh [G7] oh

[C] Rose and Valerie [A7] screaming from the gallery [Dm] say he must go free
The [G7] judge does not agree and he tells them [C] so-o-o-[G7] o

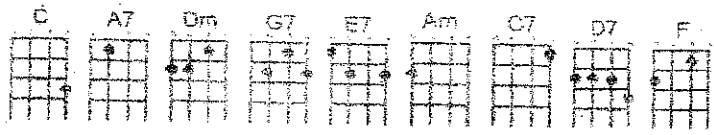
But [D7] as the words are leaving his lips a [G7] noise comes from behind


[C] Bang Bang Maxwell's silver hammer came [D7] down upon his head
[G7] Bang bang Maxwell's silver hammer

Made [Dm] sure that he was [G7] dead

CHOP! CHOP!

[C] [D7] [G7] [Dm] [G7] [C] [G7] [C]
[C] Sil[E7]ver [Am]Hammer [C7]er [F] [C] [G7] [C]





Intro STRONG

G 1-2-3-

that pick up

H il l G me
GG em em G me

What a Wonderful World Sam Cooke late 1950s

([G][Em][G][Em] Intro)

D7

[G]Don't know much about [Em]history, [C]don't know much bi-[D]ology [G]Don't know much about a [Em]science book, [C]don't know much about the [D]French I took

[G]But I do know that [C]I love you [G]And I know that if you [C]love me too What a [D]wonderful world this could [G]be

[G]Don't know much about ge-[Em]ography, [C]don't know much trigo-[D]nometry [G]Don't know much about [Em]algebra, [C]don't know what a slide [D]rule is for

[G]But I do know one and [C]one is two [G]And if this one could [C]be with you What a [D]wonderful world this could [G]be

Now [D] I don't claim to [G]be an 'A' student [D]But I'm tryin' to [G]be I think that [A7]maybe by being an [A]'A' student, baby for [A7]I could win your [D7]love for me

[G]Don't know much about [Em]history, [C]Don't know much bi-[D]ology [G]Don't know much about a [Em]science book, [C]Don't know much about the [D]French I took.

[G]But I do know one and [C]one is two [G]And if this one could [C]be with you What a [D]wonderful world this could [G]be

La ta, [G]ta ta ta ta... [Em](history), [C]Mmm... (bi-[D]ology) Woah, la [G]ta ta ta ta ta ta ta, [Em](science book) [C]Mmm... [D](French I took)

[G]But I do know that [C]I love you [G]And I know that if you [C]love me too What a [D]wonderful world this could [G]be

[G]But I do know that [C]I love you [G]And I know that if you [C]love me too What a [D]wonderful world this could [G]be [C] [G]

Quiet

Jambalaya Hank Williams

{F} Good-bye Joe, me gotta go, me oh {C} my oh,
me gotta go, pole the pirogue down the {F} bayou.
My Yvonne, the sweetest one, me oh {C} my oh.
Son of a gun, we'll have big fun, on the {F} bayou.

{F} Jambalaya, crawfish pie and fillet {C} gumbo
'Cause tonight, I'm gonna see my cher a {F} mi o
Pick guitar, fill fruit jar, and be {C} gay-o.
Son of a gun, we'll have big fun, on the {F} bayou.

{F} Tee-ba-do, Fon-tain-eaux, the place is {C} buzzin'
Kin folk come to see Yvonne, by the {F} dozen.
Dress in style, go hog wild, me oh {C} my oh.
Son of a gun, we'll have big fun, on the {F} bayou.

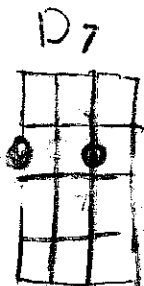
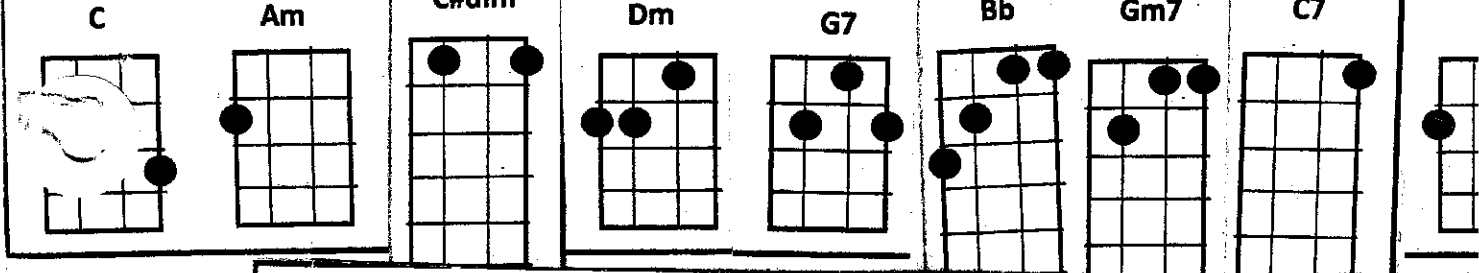
{F} Jambalaya, crawfish pie and fillet {C} gumbo
'Cause tonight, I'm gonna see my cher a {F} mi o
Pick guitar, fill fruit jar, and be {C} gay-o.
Son of a gun, we'll have big fun, on the {F} bayou.

{F} Settle down, far from town and by me a {C} pirogue
Gonna catch all the fish in the {F} bayou
Swap my mon, to buy Yvonne what she {C} need oh
Song of a gun we'll have big fun on the {F} bayou

{F} Jambalaya, crawfish pie and fillet {C} gumbo
'Cause tonight, I'm gonna see my cher a {F} mi o
Pick guitar, fill fruit jar, and be {C} gay-o.
Son of a gun, we'll have big fun, on the {F} bayou.

{F} Jambalaya, crawfish pie and fillet {C} gumbo
'Cause tonight, I'm gonna see my cher a {F} mi o
Pick guitar, fill fruit jar, and be {C} gay-o.
Son of a gun, we'll have big fun, on the {F} bayou.

{C} Son of a gun, we'll have big fun, on the {F} bayou.



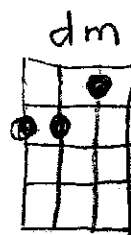
"Hello Dolly"

Intro: D7 (4) G7 (4) D7 (4) G7 (4) D7 (4) G7 (4) | C (2) C#dim (2) Dm (2) G7 (2)

Band 4
C (8) Am (8)

Hello Dolly, this is Louis, Dolly
[2nd verse] Hello Dolly,.....well, hello, Dolly

C (4) C#dim (4) Dm (4) G7 (4)



It's so nice to have you back where you belong

Dm (8) Bb (4) Dm (4)

You're lookin' swell, Dolly.....I can tell, Dolly

G7 (8) C (2) C#dim (2) Dm (2)

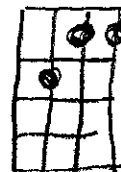
You're still glowin'...you're still crowin'...you're still goin' strong

G7 (2) C (8) Am (8)

I feel that room swayin'.....while the band's playin'

[2nd verse] (I feel the room swayin'..while that ole band keeps on playin')

Gm7 (4) C7 (4) F (4)

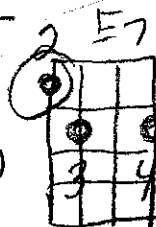


One of your old favorite songs from way back when

E7 (4) Am (4) Em (4) Am (4) Em (4)

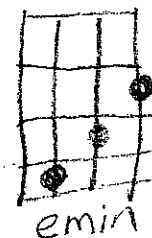
So..... take her wrap, fellas.....find her an empty lap, fellas

[2nd verse] (So...golly, gee, fellas....find her an empty knee, fellas)



D7 (4) G7 (4) C (2) C#dim (2) Dm (2) G7 (2)

Dolly'll never go away again



outro

D7 (4) G7 (4) D7 (4) G7 (4) D7 (4) G7 (4) C (8)

Dolly'll never go away, Dolly'll never go away Dolly'll never go away again



America the Beautiful



2

G

D

D7

G

O beautiful for spacious skies, For amber waves of grain,

G

D

D

A7

D

For purple mountain majesties Above the fruited plain!

G

D7

D7

G

America! America! God shed his grace on thee

C

G

C

D7

G

And crown thy good with brotherhood From sea to shining sea

G

D

D7

G

O beautiful for pilgrim feet Whose stern impassioned stress

G

D

D

A7

D

A thoroughfare of freedom beat Across the wilderness!

G

D7

D7

G

America! America! God mend thine every flaw,

C

G

C

D7

G

Confirm thy soul in self-control, Thy liberty in law!

G

D

D7

G

O beautiful for patriot dream That sees beyond the years

G

D

D

A7

D

Thine alabaster cities gleam Undimmed by human tears!

G

D7

D7

G

America! America! God shed his grace on thee

C

G

C

D7

G

And crown thy good with brotherhood From sea to shining sea